



Flat fan dovetail nozzles

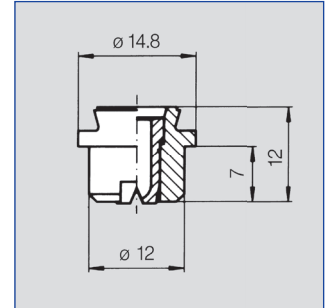
Series 660




Assembly with retaining nut. Automatic jet alignment due to dovetail guide. Stable spray angle. Parabolic distribution of liquid. Spray pipes with these nozzles show an extremely uniform total liquid distribution.

Applications:

Cleaning, pickling, coating, rinsing.



Spray angle 	Ordering no.		A Ø [mm]	E Ø [mm]	V̇ [l/min]								Spray width B		
	Type	Mat. no.			p [bar]								at p=2 bar		
		AISI 316Ti/ AISI 316L			5E	0.5	1.0	2.0	3.0	5.0	7.0	10.0	H = 250 mm	H = 500 mm	
45°	660.443	○	○	1.35	1.00	0.62	0.88	1.25	1.53	1.97	2.33	2.79	185	340	
	660.483	○	○	1.50	1.10	0.80	1.13	1.60	1.96	2.53	2.99	3.57	185	340	
	660.513	○	○	1.65	1.20	0.95	1.34	1.90	2.32	3.00	3.55	4.24	190	345	
	660.563	○	○	2.00	1.40	1.25	1.76	2.50	3.06	3.95	4.67	5.59	190	345	
	660.603	○	○	2.20	1.60	1.57	2.22	3.15	3.85	4.98	5.89	7.04	190	345	
	660.643	○	○	2.50	1.80	2.00	2.82	4.00	4.89	6.32	7.48	8.94	190	350	
	660.673	○	○	2.70	2.00	2.37	3.35	4.75	5.81	7.51	8.88	10.62	190	350	
	660.723	○	○	3.00	2.40	3.15	4.45	6.30	7.71	9.96	11.78	14.08	190	350	
	660.763	○	○	3.50	2.60	4.00	5.65	8.00	9.79	12.64	14.96	17.88	190	350	
	660.803	○	○	4.00	3.00	5.00	7.07	10.00	12.24	15.81	18.70	22.36	190	350	
	660.843	○	○	4.50	3.40	6.25	8.83	12.50	15.30	19.76	23.38	27.95	190	350	
	660.883	○	○	5.00	3.80	8.00	11.31	16.00	19.53	25.29	29.93	35.77	190	350	
660.923	○	○	5.50	4.20	10.00	14.14	20.00	24.49	31.26	37.42	44.72	190	350		
60°	660.484	○	○	1.50	1.00	0.80	1.13	1.60	1.96	2.53	2.99	3.57	275	525	
	660.514	○	○	1.65	1.10	0.95	1.34	1.90	2.32	3.00	3.55	4.24	275	525	
	660.564	○	○	2.00	1.30	1.25	1.76	2.50	3.06	3.95	4.67	5.59	275	525	
	660.604	○	○	2.20	1.50	1.57	2.22	3.15	3.85	4.98	5.89	7.04	275	525	
	660.644	○	○	2.50	1.60	2.00	2.82	4.00	4.89	6.32	7.48	8.94	275	525	
	660.674	○	○	2.70	1.80	2.37	3.35	4.75	5.81	7.51	8.88	10.62	275	525	
	660.724	○	○	3.00	2.10	3.15	4.45	6.30	7.71	9.96	11.78	14.08	275	520	
	660.764	○	○	3.50	2.30	4.00	5.65	8.00	9.79	12.64	14.96	17.88	270	520	
	660.804	○	○	4.00	2.60	5.00	7.07	10.00	12.24	15.81	18.70	22.36	270	520	
	660.844	○	○	4.50	3.00	6.25	8.83	12.50	15.30	19.76	23.38	27.95	270	520	
	660.884	○	○	5.00	3.40	8.00	11.31	16.00	19.53	25.29	29.93	35.77	270	520	
	660.924	○	○	5.50	4.10	10.00	14.14	20.00	24.49	31.26	37.42	44.72	270	520	
75°	660.565	○	○	2.00	1.10	1.25	1.76	2.50	3.06	3.95	4.67	5.59	345	645	
	660.645	○	○	2.50	1.30	2.00	2.82	4.00	4.89	6.32	7.48	8.94	345	645	
	660.725	○	○	3.00	1.70	3.15	4.45	6.30	7.71	9.96	11.78	14.08	345	645	
	660.765	○	○	3.50	1.90	4.00	5.65	8.00	9.79	12.64	14.96	17.88	345	645	
	660.805	○	○	4.00	2.40	5.00	7.07	10.00	12.24	15.81	18.70	22.36	345	645	
	660.845	○	○	4.50	2.60	6.25	8.83	12.50	15.30	19.76	23.38	27.95	345	645	
	660.885	○	○	5.00	3.10	8.00	11.31	16.00	19.53	25.29	29.93	35.77	345	645	
	660.925	○	○	5.50	3.60	10.00	14.14	20.00	24.49	31.26	37.42	44.72	345	645	

¹We reserve the right to deliver AISI 316Ti or AISI 316L under the material no. 17.
E = Narrowest free cross section · A = Equivalent bore diameter

Continued on next page.





Conversion formula for the above series: $\dot{V}_2 = \dot{V}_1 \cdot \sqrt{\frac{p_2}{p_1}}$



Flat fan dovetail nozzles

Series 660



Spray angle 	Ordering no.				A Ø [mm]	E Ø [mm]	V̇ [l/min]						Spray width B	
	Type	Mat. no.		p [bar]						at p=2 bar				
		17 ¹	5E	0.5			1.0	2.0	3.0	5.0	7.0	10.0	H = 250 mm	H = 500 mm
		AISI 316Ti/ AISI 316L	PVDF											
90°	660.566	○	○	2.00	1.10	1.25	1.76	2.50	3.06	3.95	4.67	5.59	505	920
	660.606	○	○	2.20	1.20	1.57	2.22	3.15	3.85	4.98	5.89	7.04	505	915
	660.646	○	○	2.50	1.30	2.00	2.82	4.00	4.89	6.32	7.48	8.94	500	910
	660.674	○	○	2.70	1.40	2.37	3.35	4.75	5.81	7.51	8.88	10.62	495	905
	660.726	○	○	3.00	1.70	3.15	4.45	6.30	7.71	9.96	11.78	14.08	490	900
	660.766	○	○	3.50	1.90	4.00	5.65	8.00	9.79	12.64	14.96	17.88	470	875
	660.806	○	○	4.00	2.40	5.00	7.07	10.00	12.24	15.81	18.70	22.36	470	875
	660.846	○	○	4.50	2.40	6.25	8.83	12.50	15.30	19.76	23.38	27.95	470	875
	660.886	○	○	5.00	3.10	8.00	11.31	16.00	19.53	25.29	29.93	35.77	470	875
660.926	○	○	5.50	3.60	10.00	14.14	20.00	24.49	31.26	37.42	44.72	470	875	
120°	660.607	○	○	2.20	1.10	1.57	2.22	3.15	3.85	4.98	5.89	7.04	695	1285
	660.647	○	○	2.50	1.00	2.00	2.82	4.00	4.89	6.32	7.48	8.94	705	1295
	660.677	○	○	2.70	1.40	2.37	3.35	4.75	5.81	7.51	8.88	10.62	735	1315
	660.727	○	○	3.00	1.70	3.15	4.45	6.30	7.71	9.96	11.78	14.08	780	1315
	660.767	○	○	3.50	1.70	4.00	5.65	8.00	9.79	12.64	14.96	17.88	780	1315
	660.807	○	○	4.00	2.00	5.00	7.07	10.00	12.24	15.81	18.70	22.36	780	1315
	660.847	○	○	4.50	2.30	6.25	8.83	12.50	15.30	19.76	23.38	27.95	780	1315
	660.887	○	○	5.00	2.60	8.00	11.31	16.00	19.53	25.29	29.93	35.77	780	1315
	660.927	○	○	5.50	2.90	10.00	14.14	20.00	24.49	31.26	37.42	44.72	780	1315

¹We reserve the right to deliver AISI 316Ti or AISI 316L under the material no. 17.
E = Narrowest free cross section · A = Equivalent bore diameter

Example of ordering:	Type	+	Material no.	=	Ordering no.
	660.566	+	17	=	660.566.17



Spray header with flat fan dovetail nozzles series 660

Conversion formula for the above series: $\dot{V}_2 = \dot{V}_1 * \sqrt{\frac{p_2}{p_1}}$

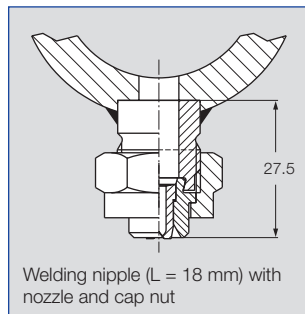
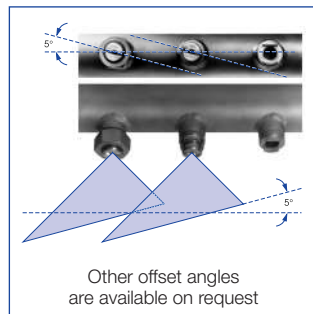
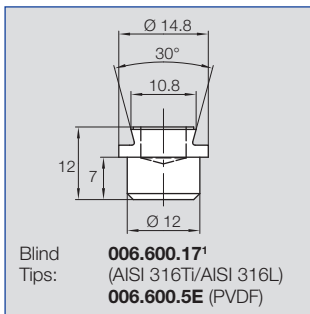
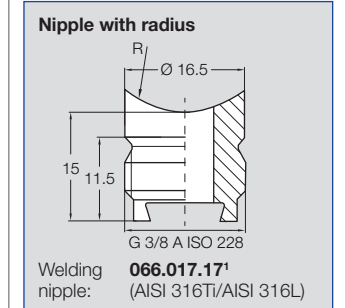
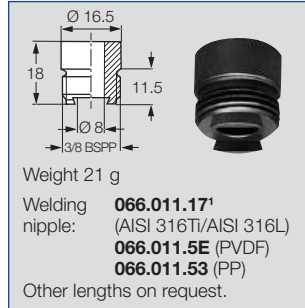
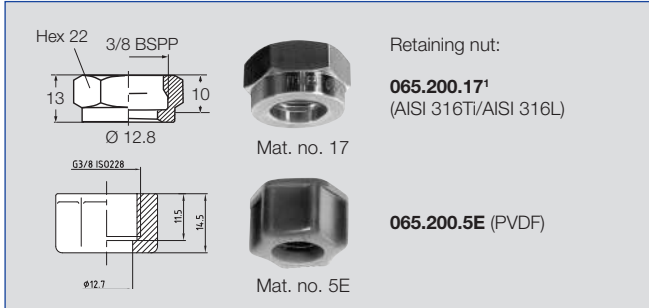




Flat fan dovetail nozzles

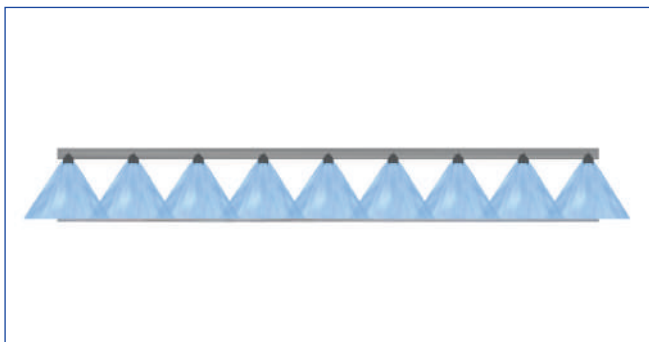
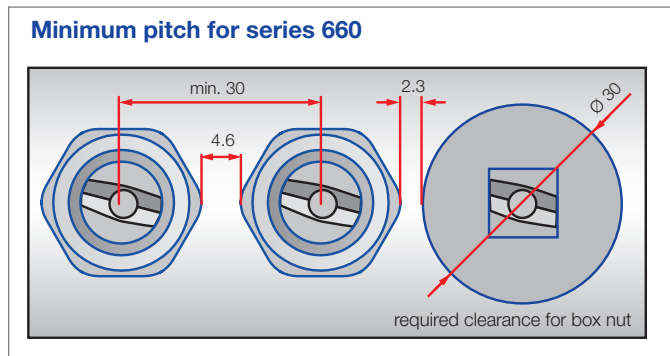
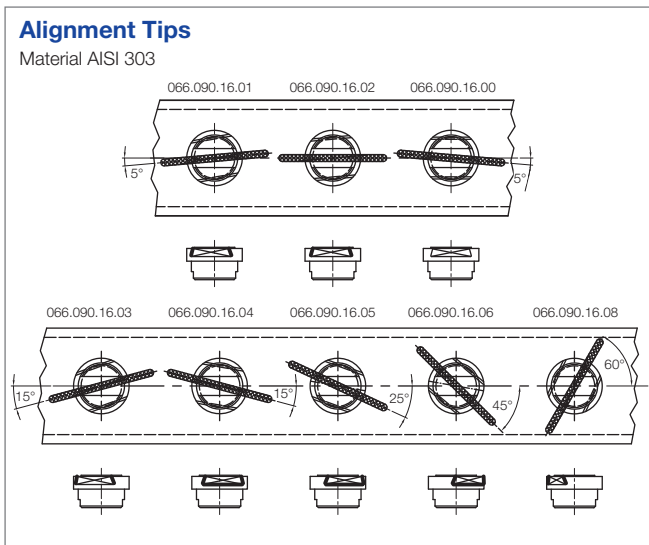
Accessories

Series 660



Standard radiuses for welding nipples (others on request)

Ordering no.	Radius
066.017.17.10	10
066.017.17.13	12.5
066.017.17.16	16
066.017.17.20	20
066.017.17.25	25
066.017.17.31	31



Front view of nozzle arrangement



3D View of nozzle arrangement

¹We reserve the right to deliver AISI 316Ti or AISI 316L under the material no. 17.

